


JB WATERPLAY PARKS



JB WATERPLAY PARK PRO CITY

JB WATERPLAY PARK PRO CITY




DIMENSIONS

±35 x 35m

PRICE

€76.535,-

PARK DETAILS



46 pcs

COVER
JBW M001

CAPACITY ADULTS: 2
CAPACITY CHILDREN: 4
DIMENSIONS: (WxLxH) 2,3m x 0,4m x 0,01m
WEIGHT: 2 kg
PRICE: € 22,50



1 pc

FLOATPANEL JUMPER
JBW M014

CAPACITY ADULTS: 1
CAPACITY CHILDREN: 2
DIMENSIONS: (WxLxH) 3,2 x 1,6 x 0,15 m
WEIGHT: 20 kg
PRICE: € 1.250,-



2 pc

CORNERFLOAT PYRAMID
JBW M006

CAPACITY ADULTS: 2
CAPACITY CHILDREN: 4
DIMENSIONS: (WxLxH) 2,4 x 2,4 x 0,45 m
WEIGHT: 30 kg
PRICE: € 1.650,-



1 pc

T-FLOAT STANDARD
JBW M033

CAPACITY ADULTS: 2
CAPACITY CHILDREN: 4
DIMENSIONS: (WxLxH) 2,4 x 3,2 x 0,15 m
WEIGHT: 28 kg
PRICE: € 1.850,-



1 pc

FLOATPANEL HOOPS
JBW M022

CAPACITY ADULTS: 1
CAPACITY CHILDREN: 2
DIMENSIONS: (WxLxH) 3,2 x 1,6 x 1,6
WEIGHT: 40 kg
PRICE: € 1.650,-



1 pc

CORNERFLOAT BARRICADE
JBW M005

CAPACITY ADULTS: 2
CAPACITY CHILDREN: 4
DIMENSIONS: (WxLxH) 2,4 x 2,4 x 0,75 m
WEIGHT: 23 kg
PRICE: € 1.450,-



2 pc

CORNERFLOAT WALLS
JBW M004

CAPACITY ADULTS: 2
CAPACITY CHILDREN: 4
DIMENSIONS: (WxLxH) 2,4 x 2,4 x 0,6 m
WEIGHT: 24 kg
PRICE: € 1.450,-



2 pc

CORNERFLOAT DOUBLE BARRICADE
JBW M007

CAPACITY ADULTS: 2
CAPACITY CHILDREN: 4
DIMENSIONS: (WxLxH) 2,4 x 2,4 x 0,75 m
WEIGHT: 26 kg
PRICE: € 1.650,-



1 pc

CROSSFLOAT STANDARD
JBW M029

CAPACITY ADULTS: 2
CAPACITY CHILDREN: 4
DIMENSIONS: (WxLxH) 2,4 x 2,4 x 0,15 m
WEIGHT: 28 kg
PRICE: € 1.850,-



2 pc

T-FLOAT ROUNDABOUT
JBW M036

CAPACITY ADULTS: 2
CAPACITY CHILDREN: 4
DIMENSIONS: (WxLxH) 3,2 x 2,4 x 0,55 m
WEIGHT: 34 kg
PRICE: € 1.950,-



2 pc

FLOATPANEL 'Z'
JBW M018

CAPACITY ADULTS: 1
CAPACITY CHILDREN: 2
DIMENSIONS: (WxLxH) 3,2 x 1,6 x 0,15 m
WEIGHT: 15 kg
PRICE: € 1.250,-



2 pc

T-FLOAT WAL
JBW M034


CAPACITY ADULTS: 2
CAPACITY CHILDREN: 4
DIMENSIONS: (WxLxH) 3,2 x 2,4 x 0,3 m
WEIGHT: 31 kg
PRICE: € 2.050,-



1 pc

CLIMBSLIDER
JBW M045

CAPACITY ADULTS: 2
CAPACITY CHILDREN: 4
DIMENSIONS: (WxLxH) 4,98 x 2,6 x 2,15 m
WEIGHT: 95 kg
PRICE: € 3.950,-



1 pc

FLOATPANEL WALLS
JBW M012

CAPACITY ADULTS: 2
CAPACITY CHILDREN: 4
DIMENSIONS: (WxLxH) 3,2 x 1,6 x 0,6 m
WEIGHT: 25 kg
PRICE: € 1.450,-

PARK DETAILS



3 pc

FLOATPANEL TUBE BALANCER
JBW M016

CAPACITY ADULTS: 1
CAPACITY CHILDREN: 2
DIMENSIONS: (WxLxH) 3,2 x 1,6 x 0,7 m
WEIGHT: 19 kg
PRICE: € 1.450,-



4 pc

FLOATPANEL 'I'
JBW M017

CAPACITY ADULTS: 1
CAPACITY CHILDREN: 2
DIMENSIONS: (WxLxH) 3,2 x 1,6 x 0,15 m
WEIGHT: 14 kg
PRICE: € 1.250,-



2 pc

FLOATPANEL MOUNTAIN HOPPER
JBW M025

CAPACITY ADULTS: 1
CAPACITY CHILDREN: 2
DIMENSIONS: (WxLxH) 3,2 x 1,6 x 0,65 m
WEIGHT: 24 kg
PRICE: € 1.450,-



1 pc

FLOATPANEL CLIFF
JBW M023

CAPACITY ADULTS: 2
CAPACITY CHILDREN: 2
DIMENSIONS: (WxLxH) 3,1 x 1,6 x 1,37 m
WEIGHT: 63 kg
PRICE: € 1.950,-



1 pc

FLOATPANEL ICEBERG
JBW M026

CAPACITY ADULTS: 2
CAPACITY CHILDREN: 4
DIMENSIONS: (WxLxH) 3,29 x 2,55 x 1,05 m
WEIGHT: 66 kg
PRICE: € 3.250,-



1 pc

FLOATPANEL BARRICADE
JBW M026

CAPACITY ADULTS: 1
CAPACITY CHILDREN: 2
DIMENSIONS: (WxLxH) 3,2 x 1,6 x 1,35 m
WEIGHT: 35 kg
PRICE: € 1.450,-



1 pc

CORNERFLOAT 45 DEGREES
JBW M008

CAPACITY ADULTS: 1
CAPACITY CHILDREN: 2
DIMENSIONS: (WxLxH) 1 x 1,6 x 0,15 m
WEIGHT: 9 kg
PRICE: € 750,-



1 pc

FLOATPANEL STAR
JBW M024

CAPACITY ADULTS: 1
CAPACITY CHILDREN: 2
DIMENSIONS: (WxLxH) 3,2 x 1,6 x 0,65 m
WEIGHT: 20 kg
PRICE: € 1.450,-



1 pc

T-FLOAT BARRICADE
JBW M035

CAPACITY ADULTS: 2
CAPACITY CHILDREN: 4
DIMENSIONS: (WxLxH) 2,4 x 3,2 x 0,75 m
WEIGHT: 38 kg
PRICE: € 2.250,-



1 pc

CROSSFLOAT PYRAMID
JBW M032

CAPACITY ADULTS: 2
CAPACITY CHILDREN: 4
DIMENSIONS: (WxLxH) 3,2 x 3,2 x 0,6 m
WEIGHT: 48 kg
PRICE: € 2.250,-



1 pc

CROSSFLOAT WALL
JBW M031

CAPACITY ADULTS: 2
CAPACITY CHILDREN: 4
DIMENSIONS: (WxLxH) 3,2 x 3,2 x 0,3 m
WEIGHT: 41 kg
PRICE: € 2.050,-

PARK DETAILS



1 pc

T-FLOAT SLIDE

JBW M037

CAPACITY ADULTS: 2
CAPACITY CHILDREN: 4
DIMENSIONS: (WxLxH) 3,2 x 3,83 x 1,05 m
WEIGHT: 60 kg
PRICE: € 2.950,-



1 pc

T-FLOAT JUMP

JBW M038

CAPACITY ADULTS: 2
CAPACITY CHILDREN: 4
DIMENSIONS: (WxLxH) 3,2 x 3,83 x 1,05 m
WEIGHT: 75 kg
PRICE: € 2.950,-



1 pc

FLOATPANEL STANDARD

JBW M010

CAPACITY ADULTS: 2
CAPACITY CHILDREN: 4
DIMENSIONS: (WxLxH) 3,2 x 1,6 x 0,15 m
WEIGHT: 21kg
PRICE: € 950,-



1 pc

FLOATPANEL TIRES

JBW M013

CAPACITY ADULTS: 2
CAPACITY CHILDREN: 4
DIMENSIONS: (WxLxH) 1,6 x 3,2 x 0,3 m
WEIGHT: 27 kg
PRICE: € 1.450,-




1 pc

CORNERFLOAT STANDARD

JBW M002

CAPACITY ADULTS: 2
CAPACITY CHILDREN: 4
DIMENSIONS: (WxLxH) 2,4 x 2,4 x 0,15 m
WEIGHT: 22 kg
PRICE: € 1.250,-



1 pc

AQUATRAMPOLINE ROUND

JBW M042

CAPACITY ADULTS: 1
CAPACITY CHILDREN: 1
DIMENSIONS: (WxLxH) 4,8 x 4,5 x 0,6 m
WEIGHT: 82 kg
PRICE: € 4.850,-

